

Member Consent Form

With the assist of consultant, member can make use of WeM mobile system to sign consent form.

There is no limitation on the quantity of consent form, style can be defined by user, can be separated into different categories for easy find out.

Consent form have highlight pen mark. This is to simulate the workflow of consultant using highlight pen to mark the explained main points before signing the consent form.

WeM Mobile System > Consent Form



Consent form select member

Member

Consent form category

同意書	其他	授權/退款
-----	----	-------

Submit Reset

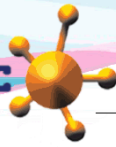
Input member code and select consent form category. Press <Submit> to continue.

Consent form list

Category	Name	Last update date	Last updated by	Action
授權/退款	退款收款確認書	8-Nov-2016	beauty (beauty)	Sign
授權/退款	第三方付款授權書	7-Nov-2016	beauty (beauty)	Sign
授權/退款	第三方服務使用授權書	7-Nov-2016	beauty (beauty)	Sign

Back

Press <Sign> beside the appropriate consent form. Consent form and member details will be displayed accordingly.



<第三方服務使用授權書>

本人 王小美 (身份證號碼: Y123456(7)) 現授權 (身份證號碼:) 於貴公司使用本人已認購之療程 。

本人現保證及承諾, 如本人與授權使用者日後就已使用之療程存有任何經濟糾紛, 本人確認由此產生的一切法律責任將全數由本人承擔。

客戶簽名 日期: 14-Nov-2016

Users are also allowed to tick or input text.

When it comes to main points, consultant can press to high-light the text. System will display * to remind consultant the content to be emphasized.



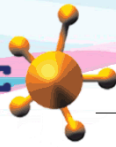
<第三方服務使用授權書>

本人 王小美 (身份證號碼: Y123456(7)) 現授權 (身份證號碼:) 於貴公司使用本人已認購之療程 。

本人現保證及承諾, 如本人與授權使用者日後就已使用之療程存有任何經濟糾紛, 本人確認由此產生的一切法律責任將全數由本人承擔。

客戶簽名 日期: 14-Nov-2016

When member clearly understand details of consent form, press <Submit> to sign the consent form.



Signature

Reset

Cancel




<第三方服務使用授權書>

本人 王小美 (身份證號碼: Y123456(7)) 現授權 李芳芳 (身份證號碼: A012345(6)) 於貴公司使用本人已認購之療程 T01。

本人現保證及承諾, 如本人與授權使用者日後就已使用之療程存有任何經濟糾紛, 均與HKB2B Limited 無任何關係。本人確認由此產生的一切法律責任將全數由本人承擔。

客戶簽名

日期: 14-Nov-2016



Member sign and verify. Consent form will then be uploaded and saved in system.



<第三方服務使用授權書>

本人 王小美 (身份證號碼: Y123456(7)) 現授權 李芳芳 (身份證號碼: A012345(6)) 於貴公司使用本人已認購之療程 T01。

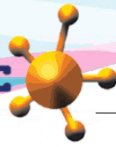
本人現保證及承諾, 如本人與授權使用者日後就已使用之療程存有任何經濟糾紛, 均與HKB2B Limited 無任何關係。
。本人確認由此產生的一切法律責任將全數由本人承擔。



客戶簽名


日期: 14-Nov-2016

High-lighted text proves that main points have been elaborated so that member has agreed on and signed the consent form.



Sign invoice and consent form

Mobile edition > Search invoice

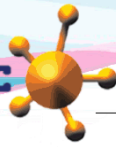


Invoice search list										
Invoice no	Type	Date	Date	Member	Shop	Invoice amount	Paid amount	Deposit	OS amount	
TST-SI014072	Sales		3-Nov-2016	Sign 王小美 (WeM-00813)	WC	\$ 1,980.00	\$ 1,980.00	\$ 0.00	\$ 0.00	

User may press <C Form> on invoice search list to sign consent form.

Consent form select member			
Member <input type="text" value="WeM-00813"/>			
Consent form category			
<input type="radio"/> 同意書	<input type="radio"/> 其他	<input checked="" type="radio"/> 授權退款	

System will input member code automatically. Select consent form category and press <Submit> to continue. Other steps are the same.



View signed consent form

View signed consent form according to consent form category

Desktop edition > Member > Consent form > List

Name and keywords: Input keyword and press [Enter] will filter following list

Consent form list				
Category	Name	Last update date	Last updated by	Member count
授權/退款	第三方付款授權書	11/7/2016 6:10:23 PM	beauty (beauty)	1
授權/退款	退款收款確認書	11/8/2016 12:12:35 PM	beauty (beauty)	1
授權/退款	第三方服務使用授權書	11/8/2016 12:18:30 PM	beauty (beauty)	2
其他				1
其他				1
同意書				1
同意書				5
同意書				1
同意書				2
同意書				1

Press member count to view member list of signed consent form.

第三方服務使用授權書 member list	
Member code	Member name
WeM-00723	張麗花
WeM-00813	王小美

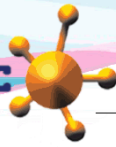
Close

Press member name to view consent form signed by the member. If member has signed the same consent form more than once, the latest version will be displayed here.

張麗花 (WeM-00723) consent form list		
Sign date	Consent form category	Consent form name
3-Nov-2016	同意書	接受療程同意書
3-Nov-2016	授權/退款	第三方服務使用授權書
27-Oct-2016	同意書	一年會籍同意書

Back

Close



View signed consent form according to member

Mobile edition > Search member > Select member > Document /

Desktop edition > Member > Member record > Search > Select member > Document

Upload document (doc, xls, pdf, jpg, jpeg, gif, tif or png)

Please press [browse] select file

瀏覽...

Upload

Clear selection

Please avoid upload file name include ', !, @, \$, #, %, ^, &, *, space.

Current document

Upload date

[Press date to view document]

File name

[Press name to view document]

Display all consent form signed by member. User may also rename the file.

Consent form

Date	Consent form name	File name
3-Nov-2016 04:11 pm	接受療程同意書	10.pdf Rename
3-Nov-2016 04:11 pm	第三方服務使用授權書	11.pdf Rename
27-Oct-2016 01:04 pm	一年會籍同意書	5.pdf Rename

Consent form setup

Setup consent form category

Desktop edition > Member > Consent form > Category

New consent form type

Consent form type :

儀器同意書

X

Input consent form type and press <Submit>.



New consent form template

Desktop edition > Member > Consent form > New

New consent form

Consent form name:


Consent form category:

Landscape:

Input consent form name and select category. Tick <Landscape> if necessary.

Preview

Font: Arial | Size: medium | **B** | *I* | U | ABC | x₂ | x² | [List icons] | [Color icons]



<第三方服務使用授權書>

本人 @@@membername@@@ (身份證號碼: @@@memberkid@@@) 現授權 %%%textbox%% (身份證號碼: %%%textbox%%) 於貴公司使用本人已認購之療程 %%%textbox%%。

%%checkbox%% 本人現保證及承諾, 如本人與授權使用者日後就已使用之療程存有任何經濟糾紛, %%%HLyellow%%均與HKB2B Limited 無任何關係%%HLyellowEnd%%。本人確認由此產生的一切法律責任將全數由本人承擔。

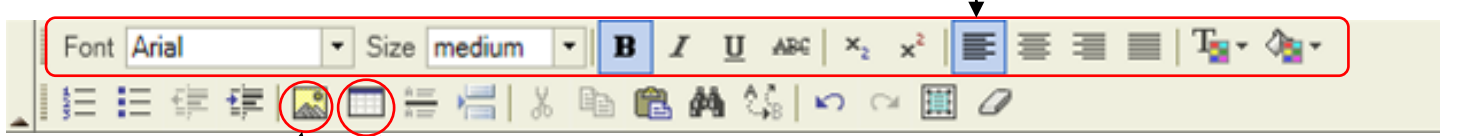
%%signature%%

日期: @@@todaydate@@@

Input consent form content and press <Submit>.

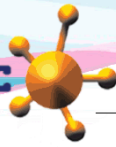


General tools for edit font and background.



Insert image e.g. logo

Insert table for better alignment.



Preview

Add

Consent form setup :

%%%checkbox%%% =

%%%textbox%%% =

%%%signature%%% = Signature

%%%HLyellow%%%[Text]%%%
 HLyellowEnd%%% = Text

%%%HLpink%%%[Text]%%%
 HLPinkEnd%%% = Text

%%%HLblue%%%[Text]%%%
 HLblueEnd%%% = Text

%%%HLgreen%%%[Text]%%%
 HLgreenEnd%%% = Text

Member database :

@@@membercode@@@ = Member code

@@@membername@@@ = Member name

@@@memberage@@@ = Age

@@@membergender@@@ = Gender

@@@memberbirthday@@@ = Birth day

@@@memberhkid@@@ = Identity card

@@@memberaddress@@@ = Home address

@@@memberreferredby@@@ = Referred by

@@@memberhometel@@@ = Home telephone

@@@memberofficetel@@@ = Office telephone

@@@membermobiletel@@@ = Mobile telephone

@@@todaydate@@@ = Today date

@@@staffname@@@ = Staff name

@@@staffposition@@@ = Staff position

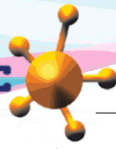
Preview in-progress consent form.

Add new page in consent form

Insert check box, text box and signature field in consent form.

Setup text to be high-lighted with different colors.

Input details stored in system to consent form. System will display the corresponding member details.



Edit consent form template

Desktop edition > Member > Consent form > List

Name and keywords Input keyword and press [Enter] will filter following list

Press consent form name to edit.

Consent form list				
Category	Name	Last update date	Last updated by	Member count
授權/退款	第三方支付授權書	11/7/2016 6:10:23 PM	beauty (beauty)	1
授權/退款	退款收款確認書	11/8/2016 12:12:35 PM	beauty (beauty)	1
授權/退款	第三方服務使用授權書	11/8/2016 12:18:30 PM	beauty (beauty)	2