

Billing item setup – Membership

Add new membership at Master > Membership > New

Membership

List

New

New membership

Membership code (Maximum 20 characters , must input. Please avoid input ', !, @, \$, #, %, ^, &, *, space.)

Membership name (Maximum 100 characters , must input.)

Description

Membership type Period membership Year (Must in

Division

Price List price Item discount Net price

Discount period Start date / / Expiry date / / Quick select

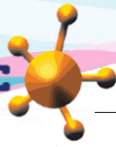
Time zone









Status Inactive

Active membership is sellable. Inactive membership is not sellable.

Input membership code, membership name, membership type and price.
Input other necessary fields if required, system has no input control on other fields.

Press <Submit> to add membership



-  Membership code: it represents the membership and cannot be duplicated. It will be displayed on invoice.
-  Membership name: brief description of the membership that will be displayed on invoice.
-  Description: detailed description of the membership that will not be displayed on invoice.
-  Division: only for classification and analysis purpose. Add new division at Master > Division > New.
-  Membership type: period available for membership redemption. It can be set according to year, month and date.
-  Price: includes list price, item discount, and net price. User may input any list price; an amount deduction or a percentage discount are accepted for item discount and the net price will be calculated automatically by system. The three values will be displayed on invoice that authorized user can make appropriate amendments.
-  Discount period: period that item discount is effective and displayed on invoice. When invoice date is not included in discount period, item discount will not be displayed on invoice and net price will be equal to list price.
-  Time zone: time zone available for membership redemption. System default time zone as All.




Add new time zone at Master > Time zone > New

Time zone

[List](#) [New](#) [...](#) [...](#) [...](#)

New time zone


Time zone code	Non peak	Input time zone code then press <Submit>	@, \$, #, %, ^, &, *, space.)
----------------	----------	--	-------------------------------

 Submit
 Reset
 Cancel

New time zone

Code	Non peak						
Weekday	<input type="checkbox"/> Sun	<input checked="" type="checkbox"/> Mon	<input checked="" type="checkbox"/> Tue	<input checked="" type="checkbox"/> Wed	<input checked="" type="checkbox"/> Thu	<input checked="" type="checkbox"/> Fri	<input type="checkbox"/> Sat
From	<input type="text" value="11:00"/>						
To	<input type="text" value="17:00"/>						

 Submit
 Reset
 Cancel

-  Status: the membership is default as active. Active membership can be sellable and available for redemption. If membership is ticked as inactive, the membership will be not sellable but for redemption only.

View membership at Master > Membership > List

Membership

Input keyword and press [Enter], filtered membership will be displayed according to keyword.

Code and name keyword

Input keyword and press [Enter] will filter following list

Membership count : 1

Membership list

Membership code	Membership name	Membership type	Price	Status	Last updated	Hide display	Action
M001	全年激光脫毛療程	1 Year	\$ 12,000	Active	29-Nov-2016 14:54 S001(beauty)	<input type="button" value="Hide"/>	<input type="button" value="Edit"/> <input type="button" value="Delete"/>

Press membership record to view membership details

Authorized user can edit and delete membership

View membership

Membership code	M001		
Membership name	全年激光脫毛療程		
SKU	M1		
Description			
Membership type	Period membership 1Year		
Division	Unspecified		
Brand	Unspecified		
Price	<u>List price</u>	<u>Item discount</u>	<u>Net price</u>
	\$ 12,000	Nil discount	\$ 12,000
Discount period	Nil discount period		
Time zone	All		
Status	Active		
	Active membership is sellable. Inactive membership is not sellable.		
Last updated	29-Nov-2016 14:54 S001 (beauty)		

View membership page can also edit and delete membership

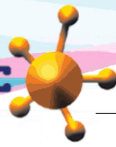
|
 |
 |
 |
 |
 |
 |
 |
 |

Press <Shop> to select which shop the membership can be sold at.

Allow 全年激光脫毛療程 (M001) to be sold at following selected shop

<u>Shop</u>	<input type="button" value="UnSelect All"/>
HK	<input checked="" type="checkbox"/>
MK	<input checked="" type="checkbox"/>

Tick the shop then press <Submit>



Back | View | Edit | SKU | Shop | Commission | **Benefit** | Treatment | Delete

Press <Benefit> to set benefit condition of the membership

Benefit for 全年激光脫毛療程 (M001)

Membership (enjoy service) shop	<p>beauty</p> <p>UnSelect All</p> <p>HK <input checked="" type="checkbox"/></p> <p>MK <input checked="" type="checkbox"/></p>
Membership (enjoy service) start date	<p><input checked="" type="radio"/> Invoice date <input type="radio"/> Invoice next month</p> <p><input type="radio"/> Service start date <input type="radio"/> Specified date 1 / Jan /</p>
At prepare invoice, allow change membership (enjoy service) start date	<p><input type="checkbox"/> Allow</p>

Tick shop which can redeem membership, setup the start date of membership, and whether user is allowed to change the membership start date when issuing invoice. Press <Submit> to update benefit.

Back | View | Edit | SKU | Shop | Commission | Benefit | **Treatment** | Delete

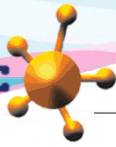
Press <Treatment> to include treatments that can be redeemed by membership.

全年激光脫毛療程 (M001) can enjoy following selected treatment

Treatment category	Treatment code	Treatment	Action
Eye Treatment	ET01	Eye Treatment A	Delete

Category: Eye Treatment All treatment
 Treatment: --- All treatment ---

System has no limit on treatment included. User can select single treatment, treatment category, or all treatment. Press <Add> to include treatment, then press <Submit>.



Back | View | Edit | **SKU** | Shop | Commission | Benefit | Treatment | Delete

If there are more than one code for the membership, you can input them as SKU.

Edit item master

Item code	M001
Item name	全年激光脫毛療程
Description	
Category	Nil
Type	Membership
SKU	<input type="text" value="M1"/> (Maximum 20 characters. Please avoid input ' , ! , @ , \$, # , % , ^ , & , + , space.)
SKU	<input type="text"/> (Maximum 20 characters. Please avoid input ' , ! , @ , \$, # , % , ^ , & , + , space.)
SKU	<input type="text"/> (Maximum 20 characters. Please avoid input ' , ! , @ , \$, # , % , ^ , & , + , space.)
SKU	<input type="text"/> (Maximum 20 characters. Please avoid input ' , ! , @ , \$, # , % , ^ , & , + , space.)
SKU	<input type="text"/> (Maximum 20 characters. Please avoid input ' , ! , @ , \$, # , % , ^ , & , + , space.)
SKU	<input type="text"/> (Maximum 20 characters. Please avoid input ' , ! , @ , \$, # , % , ^ , & , + , space.)
SKU	<input type="text"/> (Maximum 20 characters. Please avoid input ' , ! , @ , \$, # , % , ^ , & , + , space.)
SKU	<input type="text"/> (Maximum 20 characters. Please avoid input ' , ! , @ , \$, # , % , ^ , & , + , space.)
SKU	<input type="text"/> (Maximum 20 characters. Please avoid input ' , ! , @ , \$, # , % , ^ , & , + , space.)
SKU	<input type="text"/> (Maximum 20 characters. Please avoid input ' , ! , @ , \$, # , % , ^ , & , + , space.)

Input alternative code, then press <Submit>

SKU can be inputted at invoice and system will change it into membership code automatically. SKU cannot be duplicated with any item codes.